CROSSTOWN

Sherman Oaks Neighborhood Council

xtown.la

Sherman Oaks June 2020 Crime Snapshot

Total crime in the Sherman Oaks Neighborhood Council area decreased 4.8% in June 2020 compared with June 2019. Overall crime in Los Angeles fell 10.8% during the same period.

In Sherman Oaks, the total number of reported crimes in June 2020 fell to 257 from 270 in June of 2019.

New COVID-19 cases in Sherman Oaks
June 29 - July 5: 59
July 6 - July 12: 71
July 13 - July 19: 80

Top 10 crimes in Sherman Oaks in June

#	CRIME	2019	2020	% CHANGE
1	Theft from vehicle	58	78	34%
2	Assorted Assault**	18	40	120%
3	Burglary	31	29	- 7%
4	Vehicle Theft	10	27	170%
5	Vandalism	22	23	5%
6	Miscellaneous Theft*	32	20	- 38%
7	Domestic Violence	11	8	- 27%
8	Identity theft	35	7	- 80%
9	Stolen Bike	2	6	200%
10	Robbery	1	3	200%

*MISCELLANEOUS THEFT INCLUDES SEVERAL TYPES OF PETTY AND GRAND THEFT THAT THE LAPD CLASSIFIES SEPARATELY.

**ASSORTED ASSAULT INCLUDES BATTERY

CROSSTOWN

Sherman Oaks Neighborhood Council

xtown.la

Last 6 months in miscellaneous theft* in SONC per day

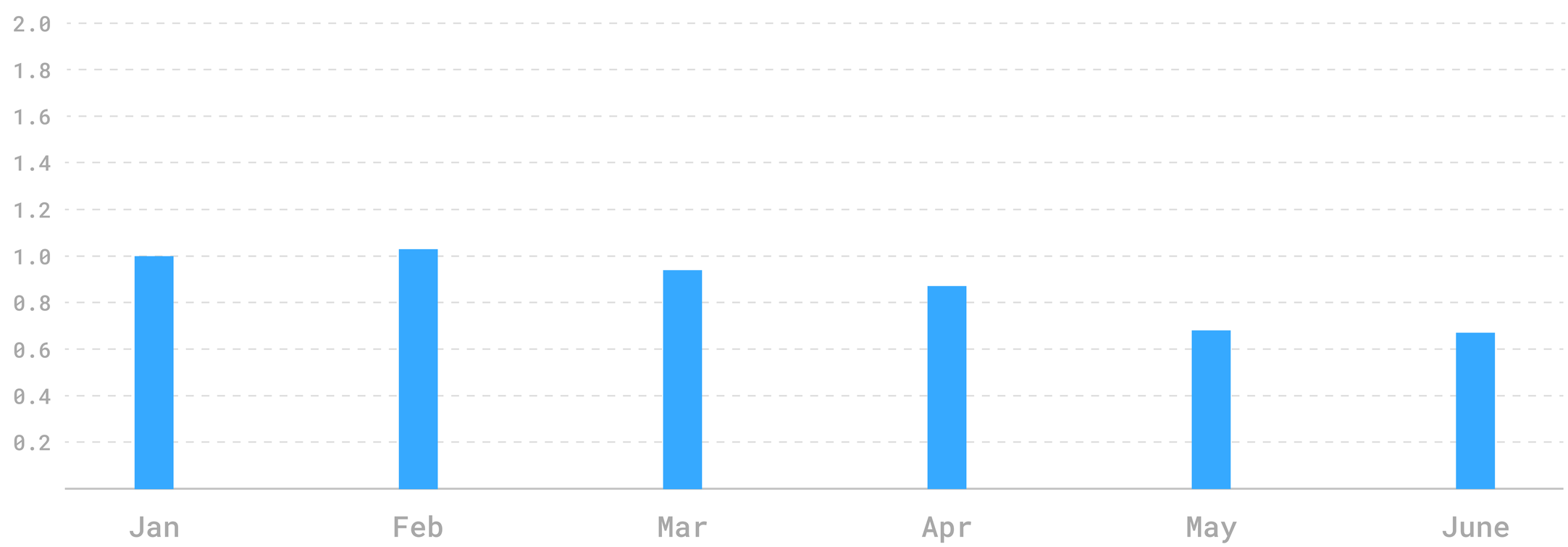

*MISCELLANEOUS THEFT INCLUDES SEVERAL TYPES OF BOTH PETTY AND GRAND THEFT THAT THE LAPD CLASSIFIES SEPARATELY. IT DOES NOT INCLUDE SHOPLIFTING.

Last 6 months in assorted assault** in SONC per day

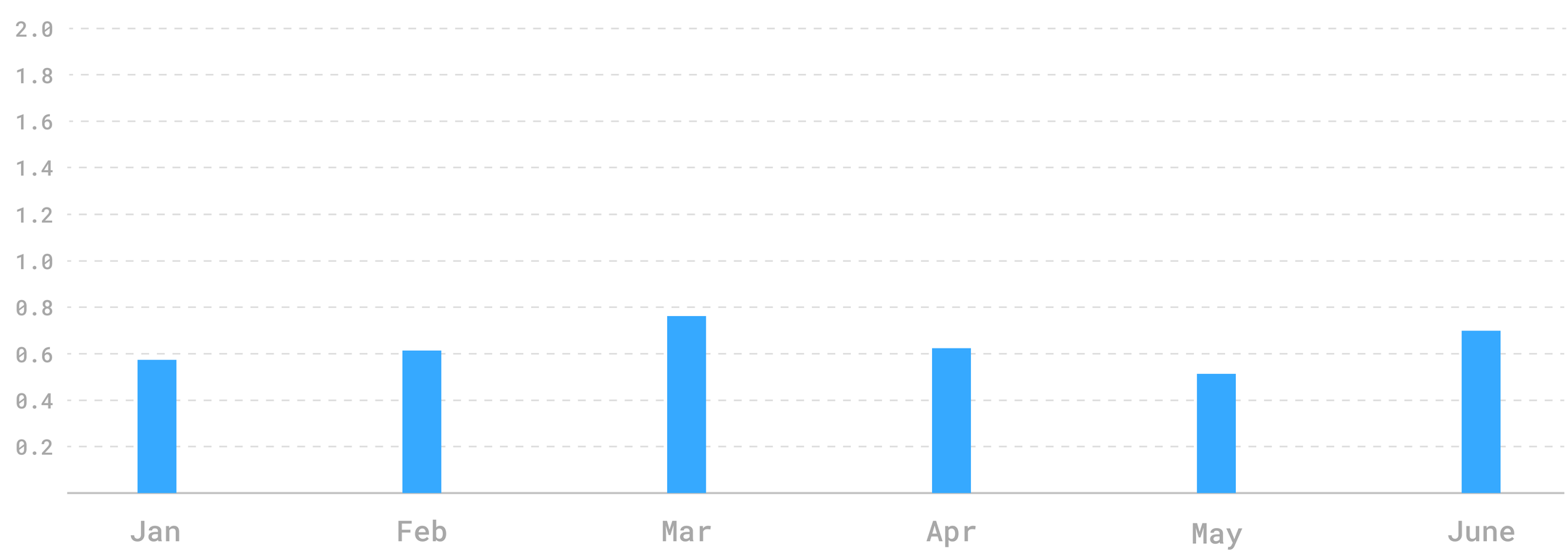

**ASSORTED ASSAULT INCLUDES BATTERY AND AGGRAVATED ASSAULT

CROSSTOWN

Sherman Oaks Neighborhood Council

xtown.la

Last 12 months in traffic collisions in SONC

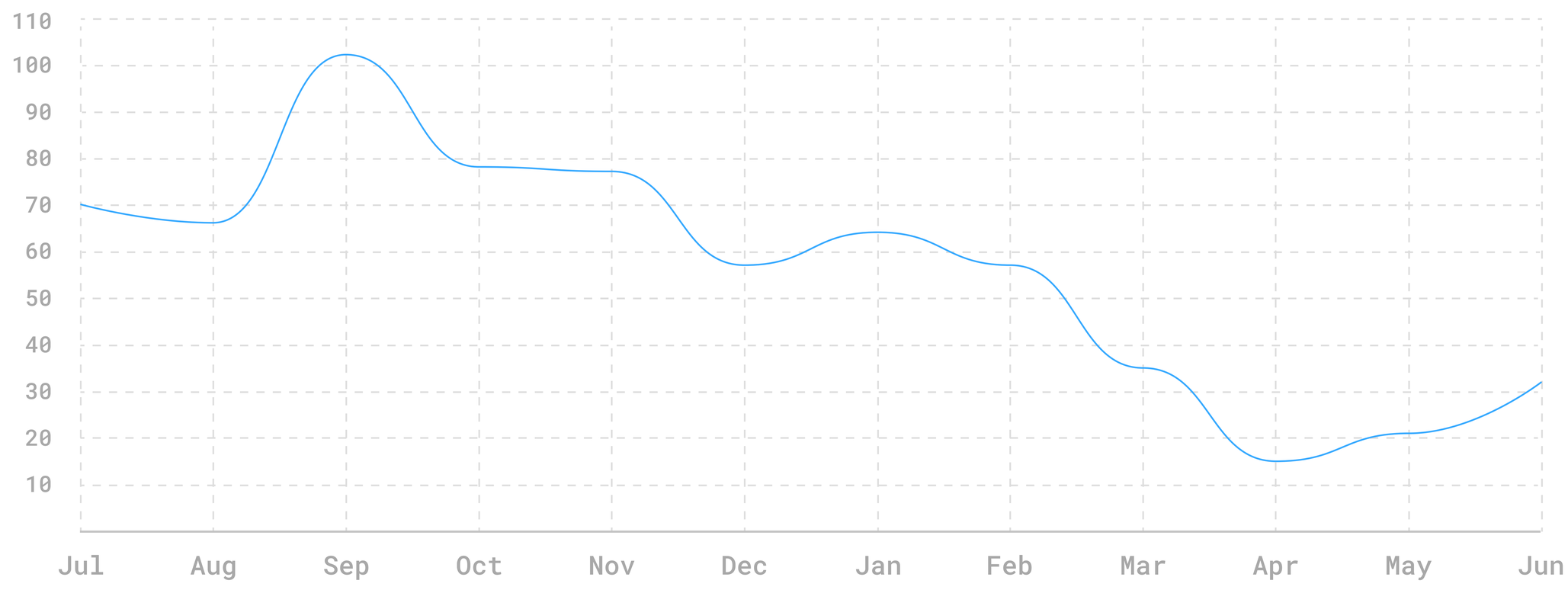

Total crime in SONC vs. Adjacent Neighborhoods

	JUNE 2019	JUNE 2020	% CHANGE
All of Los Angeles	18,162	16,194	- 10.8%
Sherman Oaks	270	257	- 4.8%
Studio City	166	150	- 9.6%
Van Nuys	452	419	- 7.3%

Learn More

Crosstown is a non-profit news organization based at USC.
We compile data about key issues affecting communities in Los Angeles.

Newsletter
Learn more at xtown.la

Questions?
Email us at askus@xtown.la

Social Media
Follow us @CrosstownLA